

SUBMITTAL/TECHNICAL DATA SHEET

INVISAGRILLE

DESCRIPTION

A premium flush mount supply vent cover for a 3"x10" duct. Complete with diffuser flaps to control your air flow, this cover fits into the drywall opening of 4"x11" and has a vented/slotted area of 2"x9".

APPLICATION

- Designed for 1/2" and 5/8" thick drywall.
- Suitable for both wall and ceiling installation.
- Screws on to the face of your drywall.
- Once finished seaming over the flange, the product is ready to be primed and painted to your wall colour.
- The inserts comes primed white and ready for your paint colour.

FEATURES

- Magnetic removable triple fibre reinforced cement board grill.
- 24 gauge galvanized satin coat steel frame complete with a beaded edge and adjustable diffuser.
- 4 rare earth magnets (0.250" diametre x 0.060" thick).
- Easy installation, primed and ready to paint.
- Rectangular straight vent slots.
- Fire Rated, non-flammable.
- Impact Resistant.
- Moisture and Water Resistant, Mold Resistant.
- Eco-Friendly Manufacturing and Non-Hazardous.

SPECIFICATIONS

- Over 6.76 square inches (43.61 square centimeters) of open area.
- Slot Size: 0.26" x 2" (6.6mm x 50.8mm).
- 13 rectangular straight vertical slots.
- Overall dimensions are 13.5" x 6.5" x 0.5" (343mm x 165.1mm x 12mm).
- Product weight is 1.21 pounds (0.55 kilograms)

For a complete list of options visit www.AccessDoorsAndPanels.com

SKU: **IG-MAG-S3X10**

REMOVABLE WALL AND CEILING SUPPLY VENT

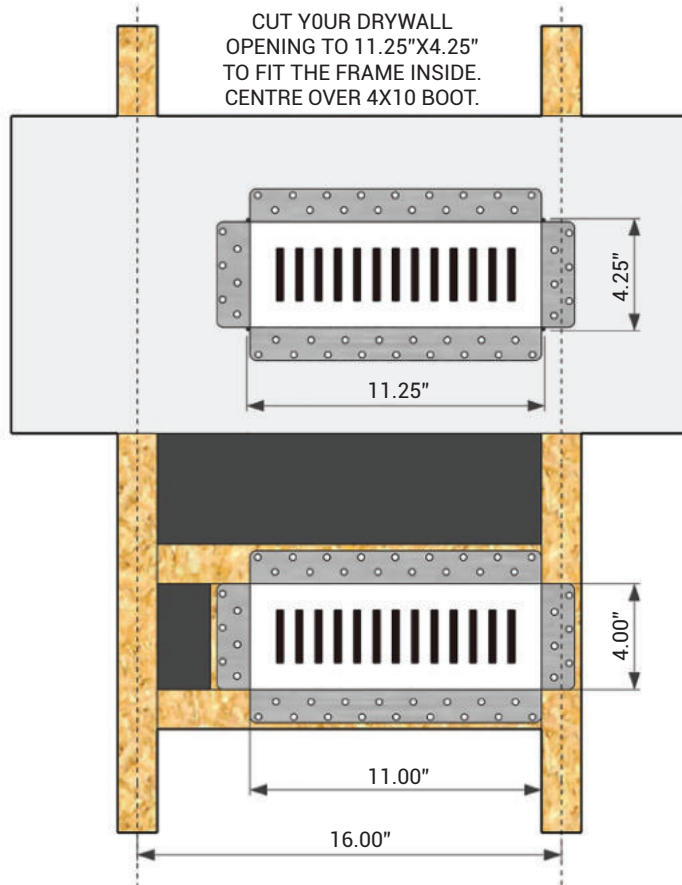


DIMENSIONS AND APPEARANCE

>> CLICK TO VIEW ADDITIONAL DETAILS AND PRICING <<

MATERIAL INFORMATION:



Raw Material: Cement, fibres, quartz sand, nonhazardous fillers
Density: 1.0<D ≤1.2 g/cm3
Asbestos Content: 100% asbestos-free
Fire resistance: non-combustible
Water Absorption: ≤40%
Resistant Bending Strength: ≤10.5 MPa dry
Moisture Movement: 0.25 %
Freeze Thaw: No distortion after 25 repeated cycles of freezing and thawing.



PROJECT DATA

Custom Sizes Available - Fast!

PROJECT NAME :	QTY	W	H	OPTIONS
ARCHITECT :				
DEALER :				
CONTRACTOR :				
LOCATION :	SPECIAL INSTRUCTIONS :			
DATE :	SUBMITTAL APPROVAL : (signature or stamp)			
TAGGING INSTRUCTIONS :				

Scan  or  Click



To view Pricing and Additional Product Info.

TELEPHONE:
1-888-457-1275
FAX:
1-888-626-2907



PO BOX 66738 #76520,
SAINT LOUIS, MO
63166-6738
USA



WEBSITE:
www.AccessDoorsAndPanels.com
E-MAIL:
info@AccessDoorsAndPanels.com



IG-MAG-S3X10

3" X 10" REMOVABLE WALL AND CEILING SUPPLY VENT

AIRFLOW DATA

			Core Velocity (FPM)	300	400	500	600	700	800	1000	1200	1400
Opening Width (in.)	Opening Height (in.)	Core Area (ft ²)	Core Velocity Pressure ("wc)	0.006	0.010	0.016	0.022	0.030	0.040	0.062	0.090	0.122
9	2	0.125	Flow (CFM)	33	45	56	67	78	89	111	134	156
			Static Pressure ("wc)	0.025	0.045	0.070	0.100	0.136	0.178	0.279	0.401	0.546
			Throw (ft) (150 100 50)	3 5 12	4 7 16	5 9 20	6 10 24	7 12 28	8 14 33	17 41	13 21 49	15 24 57

