

SUBMITTAL/TECHNICAL DATA SHEET

INVISAGRILLE

DESCRIPTION

Not keen on the seam line showing up in your design? Then the Envisivent Permanent Air Return Vent is the perfect solution for your style. Meant to replace a standard vent cover for a 14" x 6" or 12" x 6" duct opening (if applicable) or wall cavity, and fits into a drywall opening of 16" x 10". A completely seamless look with no outer lines, creating a contemporary aesthetic that's perfect for any home, office or commercial space.

APPLICATION

- Designed to be installed with ½" thick drywall
- Install anywhere on a wall where there are duct openings (if applicable) both high (towards the ceiling) or low (towards the floor)
- Permanent installation - once installed the air return vent cannot be removed

FEATURES

- 18 straight horizontal slots
- Over 33 square inches (215 square cm) of open vent area
- Moisture, mold, and water resistant
- Machine-beveled outer edges for seamless finishing
- Primed and ready to paint
- Eco-friendly manufacturing and non-hazardous
- Vent Cover Material: Triple Fibre Reinforced Cement Board
- Designed to be installed with 1/2" or 5/8" thick drywall

SPECIFICATIONS



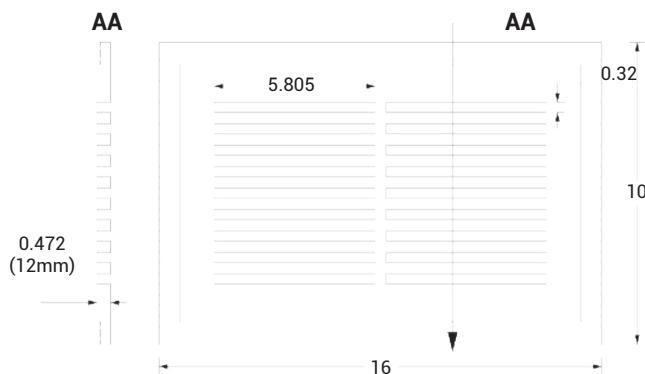
- Mud-in/ Tapeable Air Return Vent for duct opening (if applicable) size 14" x 6"
- Overall Dimensions: 16" x 10" x 0.5"
- Vented Opening Dimensions: 12" x 6"
- Fits into a Drywall Opening of 16.25" x 10.25"
- Each slot size - 5.805" x 0.32"
- 18 straight horizontal vent slots
- Over 33 square inches of open vent area

For a complete list of options visit www.AccessDoorsAndPanels.com



DIMENSIONS AND APPEARANCE

>> CLICK TO VIEW ADDITIONAL DETAILS AND PRICING <<





Material Information:

Raw Material: Cement, fibres, quartz sand, nonhazardous fillers
 Density: $1.0 < D \leq 1.2 \text{ g/cm}^3$
 Asbestos Content: 100% asbestos-free
 Fire resistance: non-combustible
 Water Absorption: $\leq 40\%$
 Resistant Bending Strength: $\leq 10.5 \text{ MPa dry}$
 Moisture Movement - 0.25 %
 Freeze Thaw - No distortion after 25 repeated cycles of freezing and thawing.

PROJECT DATA

Custom Sizes Available - Fast!

Scan  or  Click



To view Pricing and Additional Product Info.

PROJECT NAME :	QTY	W	H	OPTIONS
ARCHITECT :				
DEALER :				
CONTRACTOR :				
LOCATION :	SPECIAL INSTRUCTIONS :			
DATE :	SUBMITTAL APPROVAL : (signature or stamp)			
TAGGING INSTRUCTIONS :				

TELEPHONE:
1-888-457-1275
FAX:
1-888-626-2907



PO BOX 66738 #76520,
SAINT LOUIS, MO
63166-6738
USA



WEBSITE:
www.AccessDoorsAndPanels.com
E-MAIL:
info@AccessDoorsAndPanels.com