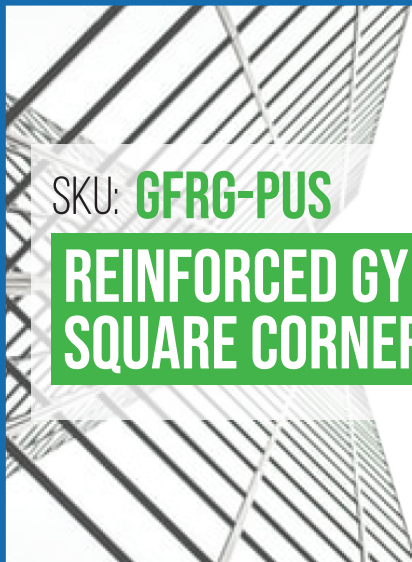


SUBMITTAL/TECHNICAL DATA SHEET



STANDARD OPTIONS

- MATERIAL:**
Lightweight fiberglass-reinforced gypsum
- HINGE:**
No hinge. Gravity based closure and removable door.
- LOCK / LATCH:** None
- FINISH:**
Square corners (radius finish). To be primed and painted on site.
- ODD SIZES AVAILABLE:**
Yes. Non-stocked doors manufactured in 15 business days.
- PACKAGING:**
- Individually wrapped
 - 1 Access door per box



SKU: **GFRG-PUS**

REINFORCED GYPSUM SQUARE CORNERS DOOR

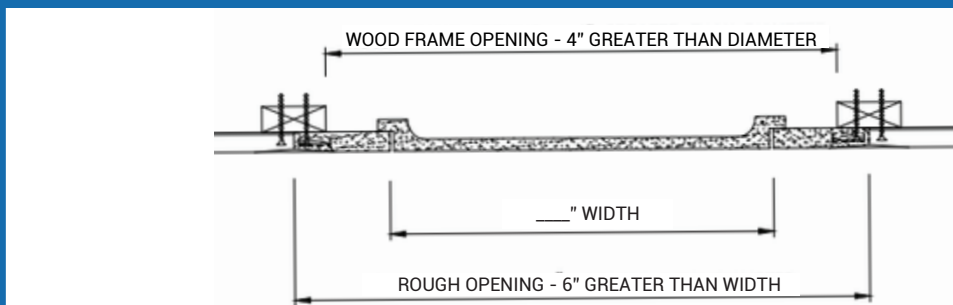


INSTALLATION

>> [CLICK TO VIEW ADDITIONAL DETAILS AND PRICING <<](#)



POPULAR OPTIONS

- CORNERS:** Square corners, round door
- HINGES:** Presence of hinges
- LOCK/LATCH:** Cylinder, screwdriver latch
- GASKETS:** Neoprene gasket



DIMENSIONS AND APPEARANCE

For a complete list of options visit www.AccessDoorsAndPanels.com

Scan  or  Click

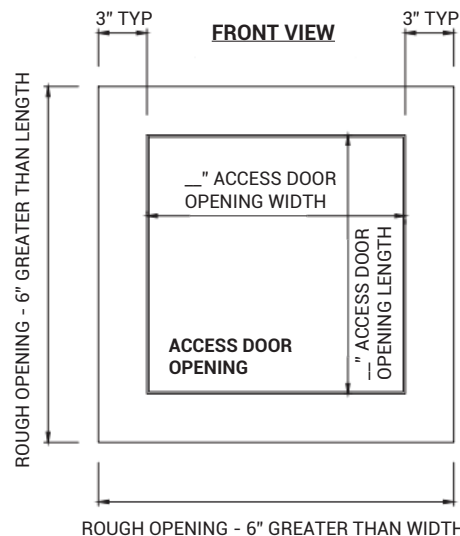


To view Pricing and Additional Product Info.

STANDARD SIZES:

DOOR SIZE W x H INCHES (MM)	WEIGHT	
	LBS	KG
9 x 9 (229 x 229)	6.00	2.72
12 x 12 (304 x 304)	8.00	3.63
16 x 16 (406 x 406)	10.0	4.54
18 x 18 (457 x 457)	11.0	4.99
24 x 24 (609 x 609)	16.0	7.26

ROUGH WALL OPENING IS DOOR SIZE + 6" OR + 152mm



PROJECT DATA

Custom Sizes Available - Fast!

PROJECT NAME :	QTY	W	H	OPTIONS
ARCHITECT :				
DEALER :				
CONTRACTOR :				
LOCATION :	SPECIAL INSTRUCTIONS :			
DATE :	SUBMITTAL APPROVAL :			
TAGGING INSTRUCTIONS :	(signature or stamp)			

LEED READY: THIS PRODUCT CONTRIBUTES TO LEED® CREDITS



TELEPHONE:
1-888-457-1275
FAX:
1-888-626-2907



PO BOX 66738 #76520,
SAINT LOUIS, MO
63166-6738
USA



WEBSITE:
www.AccessDoorsAndPanels.com
E-MAIL:
info@AccessDoorsAndPanels.com