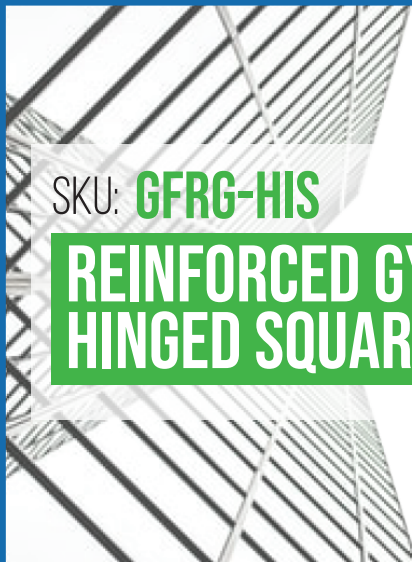


SUBMITTAL/TECHNICAL DATA SHEET



STANDARD OPTIONS

- MATERIAL:**
Lightweight fiberglass-reinforced gypsum
- HINGE:**
European type hinge.
- LOCK / LATCH:** Screwdriver cylinder cam-latch
- FINISH:**
Square corners (radius finish). To be primed and painted on site.
- ODD SIZES AVAILABLE:**
Yes. Non-stocked doors manufactured in 15 business days.
- PACKAGING:**
- Individually wrapped
 - 1 Access door per box



SKU: **GFRG-HIS**

REINFORCED GYPSUM HINGED SQUARE DOOR

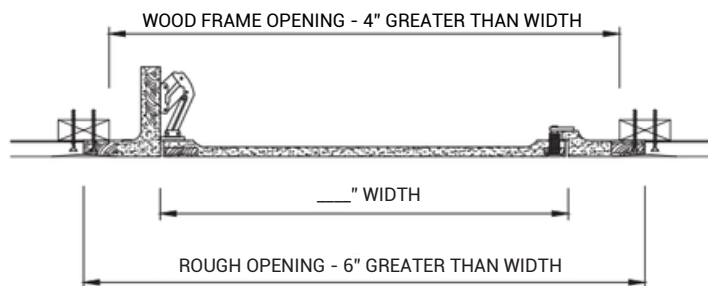


INSTALLATION

>> [CLICK TO VIEW ADDITIONAL DETAILS AND PRICING <<](#)

POPULAR OPTIONS

- CORNERS:** Square corners, Round door
- HINGES:** Presence of hinges
- LOCK/LATCH:** Cylinder, Screwdriver latch
- GASKETS:** Neoprene gasket



DIMENSIONS AND APPEARANCE

For a complete list of options visit www.AccessDoorsAndPanels.com

Scan or Click

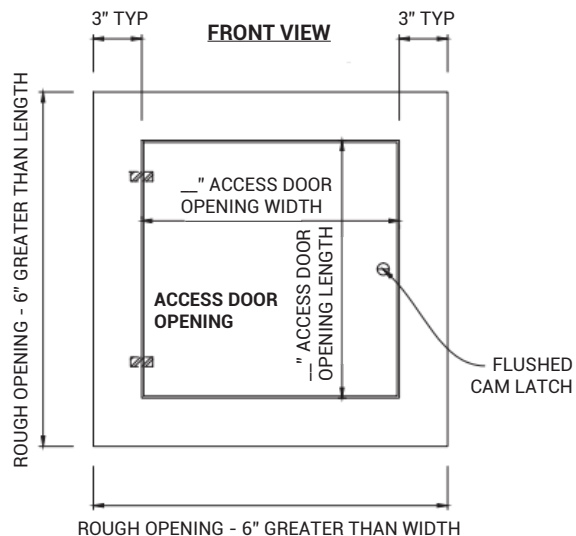


To view Pricing and Additional Product Info.

STANDARD SIZES:

DOOR SIZE W x H INCHES (MM)	WEIGHT	
	LBS	KG
9 x 9 (229 x 229)	12.0	5.44
12 x 12 (304 x 304)	15.0	6.80
16 x 16 (406 x 406)	17.0	7.71
18 x 18 (457 x 457)	18.0	8.17
24 x 24 (609 x 609)	22.0	10.0

ROUGH WALL OPENING IS DOOR SIZE + 6" OR + 152mm



PROJECT DATA

Custom Sizes Available - Fast!

PROJECT NAME :	QTY	W	H	OPTIONS
ARCHITECT :				
DEALER :				
CONTRACTOR :				
LOCATION :	SPECIAL INSTRUCTIONS :			
DATE :				
TAGGING INSTRUCTIONS :	SUBMITTAL APPROVAL : (signature or stamp)			

LEED READY: THIS PRODUCT CONTRIBUTES TO LEED® CREDITS



TELEPHONE:
1-888-457-1275

FAX:
1-888-626-2907



PO BOX 66738 #76520,
SAINT LOUIS, MO
63166-6738
USA



WEBSITE:
www.AccessDoorsAndPanels.com

E-MAIL:
info@AccessDoorsAndPanels.com