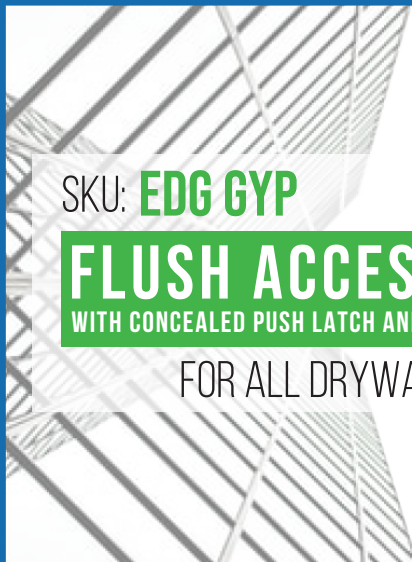


SUBMITTAL/TECHNICAL DATA SHEET



STANDARD OPTIONS

- MATERIAL:**
16 gauge cold rolled steel frame with corner bead flange
- HINGE:**
Concealed spring hinge and pin type hinge
- LOCK / LATCH:**
Concealed push latch
- REMOVABLE DOOR:**
Safety cables - for doors > 12" X 12"
- FINISH:**
High quality white powder coat finish
- PACKAGING:**
Individually wrapped, 1 per box



SKU: **EDG GYP**

FLUSH ACCESS DOOR
WITH CONCEALED PUSH LATCH AND DRYWALL FLANGE

FOR ALL DRYWALL SURFACES

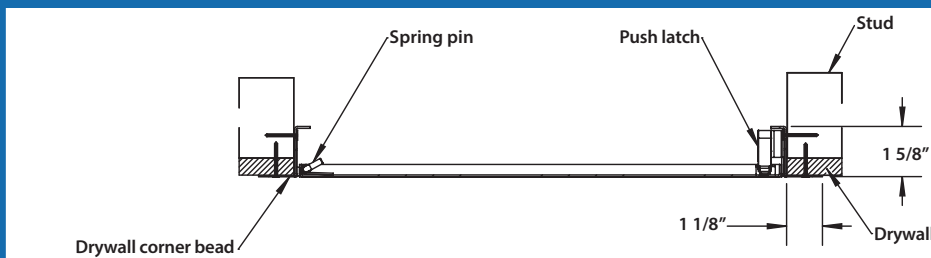


INSTALLATION

>> CLICK TO VIEW ADDITIONAL DETAILS AND PRICING <<

OPTIONS AVAILABLE

- MATERIAL:**
- Stainless steel
 - Galvanneal steel

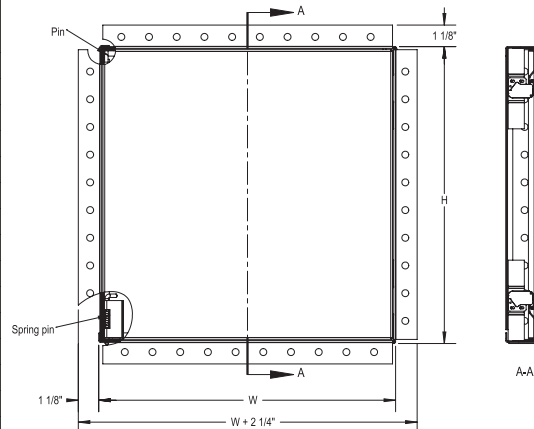


DIMENSIONS AND APPEARANCE

For a complete list of options visit www.AccessDoorsAndPanels.com

DOOR SIZE W x H INCHES (MM)	NUMBER OF LOCKS	WEIGHT LBS KG	
6 x 6 (152 x 152)	1	2.2	1
8 x 8 (203 x 203)	1	3.1	1.4
8 x 12 (203 x 304)	1	4.2	1.9
10 x 10 (254 x 254)	1	4.2	1.9
* 12 x 12 (304 x 304)	2	5.45	2.5
12 x 16 (304 x 406)	2	6.55	3
12 x 18 (304 x 457)	2	7.5	3.2
12 x 24 (304 x 609)	2	9.9	4.5
14 x 14 (355 x 355)	2	6.55	3
16 x 16 (406 x 406)	2	8.1	3.7
18 x 18 (457 x 457)	2	9.9	4.5
18 x 24 (457 x 609)	2	12.6	5.7
20 x 20 (508 x 508)	2	12.1	5.5
22 x 22 (558 x 558)	2	13.4	6.1
22 x 30 (558 x 762)	4	18.6	8.4
22 x 36 (558 x 914)	4	21.8	9.9
24 x 24 (609 x 609)	2	16.05	7.3

* Doors >12" X 12" have 2 push latches



ROUGH WALL OPENING IS DOOR SIZE + 1/4" OR + 6MM
* Piano hinge on doors over 24 inches (height or width)
The LHD model is recommended for over 1296 sq. inches

Scan or Click



To view Pricing and Additional Product Info.

PROJECT DATA

Custom Sizes Available - Fast!

PROJECT NAME :	QTY	W	H	OPTIONS
ARCHITECT :				
DEALER :				
CONTRACTOR :				
LOCATION :	SPECIAL INSTRUCTIONS :			
DATE :				
TAGGING INSTRUCTIONS :	SUBMITTAL APPROVAL : (signature or stamp)			

LEED READY: THIS PRODUCT CONTRIBUTES TO LEED® CREDITS



TELEPHONE:
1-888-457-1275
FAX:
1-888-626-2907



PO BOX 66738 #76520,
SAINT LOUIS, MO
63166-6738
USA



WEBSITE:
www.AccessDoorsAndPanels.com
E-MAIL:
info@AccessDoorsAndPanels.com