

## APPLICATION

LMF model is a new generation attic ladder that provides access to unused space in the attic, and at the same time functions as a fire protection for 60 minutes (1 hour rating in accordance with NFPA 288 and ASTM E119-14.)

## SPECIFICATIONS

**HATCH:**  
Insulated, sandwich type, white.  
Thickness: 3<sup>3</sup>/<sub>8</sub>"  
Thermal insulation thickness: 3<sup>1</sup>/<sub>8</sub>"  
No lock- unloading mechanism presses the hatch to the box, opening with use of a control rod. Equipped with a gasket that expands under extreme heat.

**FRAME:**  
Pinewood  
Height: 8<sup>7</sup>/<sub>8</sub>"  
Gasket: 3pcs

**LADDER:**  
Metal  
Ladder width: 15"  
Stringer height: 3<sup>1</sup>/<sub>8</sub>"  
Distance between steps:  
version to room height 10'1" - 9<sup>7</sup>/<sub>8</sub>"  
version to room height 11'10" - 9<sup>1</sup>/<sub>2</sub>"

**STEPS:**  
Metal, equipped with anti-slip profile  
Step width: 3<sup>1</sup>/<sub>8</sub>"  
Length: 13<sup>3</sup>/<sub>8</sub>"

**STANDARD ACCESSORIES:**  
Plastic ends  
Handrail:  
Version to room height 10'1" - metal handrail. Version to room height 11'10" - handrail with unloading mechanism.  
Rod for opening:  
Version to room height 10'1" - control rod to open the hatch. Version to room height 11'10" - telescopic control.  
Rod to open the hatch and unfold the ladder.

For a complete list of options visit [www.AccessDoorsAndPanels.com](http://www.AccessDoorsAndPanels.com)



## DIMENSIONS AND APPEARANCE

>> CLICK TO VIEW ADDITIONAL DETAILS AND PRICING <<

### DIMENSIONS:

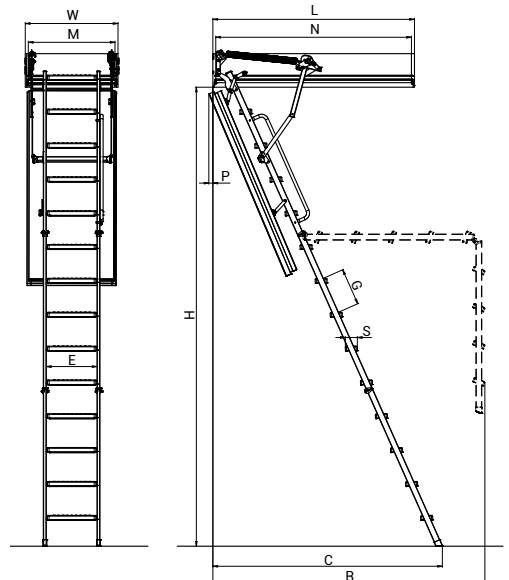
Rough Opening	Room Height
22.5" x 54"	8'1" - 10'1"
25" x 54"	
30" x 54"	
25" x 56.5"	9' 7 1/2" - 11'10"
30" x 56.5"	

### TECHNICAL PARAMETERS:

Maximum loading	350 lbs
Heat transfer coefficient	R-value: 8.9
Fire rating:	
ASTM E119-14 NFPA 288	60 min

### COMPATIBLE ACCESSORIES:

Ladder Balustrade LXB-U	The balustrade is available in one standard size 30"x54" for all attic ladders.
Wooden trim LXL-W	The trims are available in size 30"x56.5" for smaller sizes have to be cut.
PCV trim LXL-PVC	The trims are available in size 30"x56.5" for smaller sizes have to be cut.
Box extension LXN-B	The standard box height is 4". While ordering the LXN please provide ladder type and size.
Upper hatch LXW-B	The height of the upper hatch box is 7 3/4".
Installation brackets L XK	Maximum ceiling 15 3/8".



Version to room height 10'1"



For more details see the second page

## PROJECT DATA

Scan or Click



To view Pricing and Additional Product Info.

PROJECT NAME :	QTY	W	H	OPTIONS
ARCHITECT :				
DEALER :				
CONTRACTOR :				
LOCATION :	SPECIAL INSTRUCTIONS :			
DATE :				
TAGGING INSTRUCTIONS :	SUBMITTAL APPROVAL : (signature or stamp)			

TELEPHONE:  
1-888-457-1275  
FAX:  
1-888-626-2907



PO BOX 66738 #76520,  
SAINT LOUIS, MO  
63166-6738  
USA

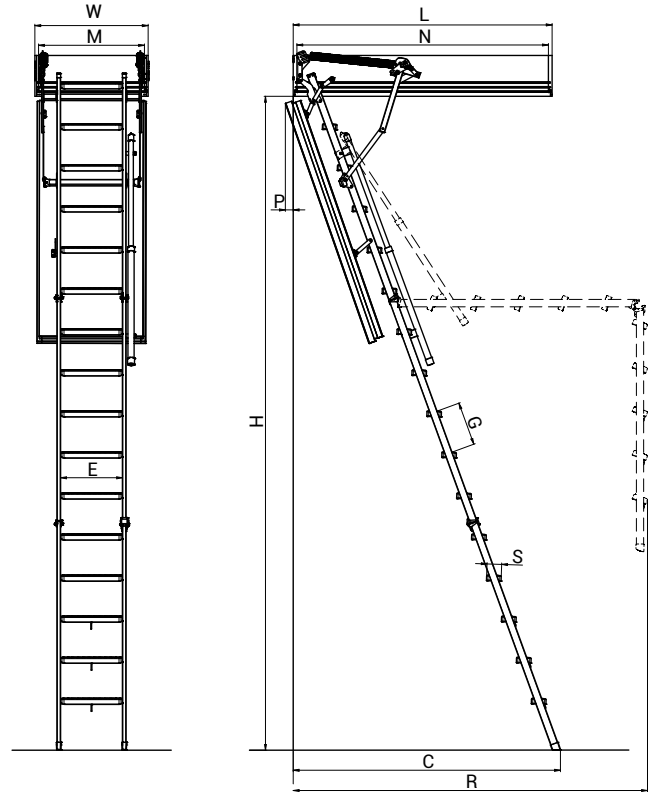
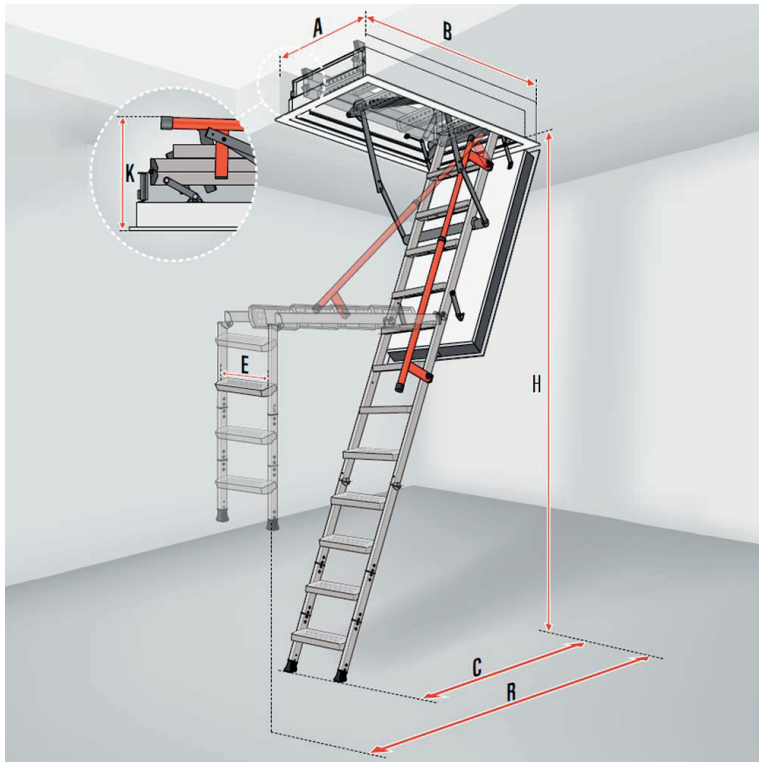


WEBSITE:  
[www.AccessDoorsAndPanels.com](http://www.AccessDoorsAndPanels.com)  
E-MAIL:  
[info@AccessDoorsAndPanels.com](mailto:info@AccessDoorsAndPanels.com)

# LMF

# 60MIN FIRE-RATED ATTIC LADDER

LMF 60		22 <sup>1/2</sup> x 54	25 x 54	30 x 54	25 x 56 <sup>1/2</sup>	30 x 56 <sup>1/2</sup>
Manufacturer's part number		869235	869236	869237	869238	869239
Ceiling height	H	8'1" - 10'1"			9'7 <sup>1/2</sup> " - 11'10"	
Rough opening	AxB	22 <sup>1/2</sup> " x 54"	25" x 54"	30" x 54"	25" x 56 <sup>1/2</sup> "	30" x 56 <sup>1/2</sup> "
Outside frame dimensions	WxL	22" x 53 <sup>1/2</sup> "	24 <sup>1/2</sup> " x 53 <sup>1/2</sup> "	29 <sup>1/2</sup> " x 53 <sup>1/2</sup> "	24 <sup>1/2</sup> " x 56"	29 <sup>1/2</sup> " x 56"
Internal dimensions	MxN	20 <sup>1/2</sup> " x 51 <sup>3/4</sup> "	22 <sup>7/8</sup> " x 51 <sup>3/4</sup> "	28" x 51 <sup>3/4</sup> "	22 <sup>7/8</sup> " x 54 <sup>3/8</sup> "	28" x 54 <sup>3/8</sup> "
Projection	R	72"			76"	
Landing space	C	61"			61"	
Folder ladder height	K	16"				
Board movement after opening	P	1 <sup>3/4</sup> "				
Distance between steps	G	9 <sup>7/8</sup> "			9 <sup>1/2</sup> "	
Frame height		8 <sup>7/8</sup> "				
Approx. Weight (lbs)		111	115	126	143	150



Version to room height 11'10"

